




A WHO GMP CERTIFIED & AN ISO 9001 COMPANY



Introductory sub-table (I)(a)

Name of the Company: ORTIN LABORATORIES LIMITED			
Scrip Code, Name of the scrip, class of security: 590074, ORTIN, EQUITY			
Quarter ended: 30th June 2013			
Partly paid-up shares:-	No. of partly paid-up shares	As a % of total no. of partly paid-up shares	As a % of total no. of shares of the company
Held by promoter/promoter group	0	0	0
Held by public	0	0	0
Total	0	0	0
Outstanding convertible securities:-	No. of outstanding securities	As a % of total no. of outstanding convertible securities	As a % of total no. of shares of the company, assuming full conversion of the convertible securities
Held by promoter/promoter group	0	0	0
Held by public	0	0	0
Total	0	0	0
Warrants:-	No. of warrants	As a % of total no. of warrants	As a % of total no. of shares of the company, assuming full conversion of warrants
Held by promoter/promoter group	0	0	0
Held by public	0	0	0
Total	0	0	0
Total paid-up capital of the company, assuming full conversion of warrants and convertible securities	16940400	0	100





A WHO GMP CERTIFIED & AN ISO 9001 COMPANY



Statement Showing Shareholding Pattern

Category code	Category of Shareholder	Number of Shareholders	Table I(a)				Shares Pledged or otherwise encumbered	
			Total number of shares	Number of shares held in dematerialized form	Total shareholding as a percentage of total number of shares		Number of shares	As a percentage
					As a percentage of (A+B) ¹	As a percentage of (A+B+C)		
(I)	(II)	(III)	(IV)	(V)	(VI)	(VII)	(VIII)	(IX) = (VIII)/(IV)*100
(A)	Shareholding of Promoter and Promoter							
1	Indian							
(a)	Individuals- Hindu Undivided Family	31	7067325	7066425	41.72	41.72	0	0.00
(b)	Central Government/ State Government(s)	0	0	0	0.00	0.00	0	0.00
(c)	Bodies Corporate	0	0	0	0.00	0.00	0	0.00
(d)	Financial Institutions/ Banks	0	0	0	0.00	0.00	0	0.00
(e)	Any Others(Specify)	0	0	0	0.00	0.00	0	0.00
(e-i)								
(e-ii)								
	Sub Total(A)(1)	31	7067325	7066425	41.72	41.72	0	0.00
2	Foreign							
a	Individuals (Non-Residents Individuals/ Foreign Individuals)	0	0	0	0.00	0.00	0	0.00
b	Bodies Corporate	0	0	0	0.00	0.00	0	0.00
c	Institutions	0	0	0	0.00	0.00	0	0.00
d	Qualified Foreign Investor	0	0	0	0.00	0.00	0	0.00
e	Any Others(Specify)	0	0	0	0.00	0.00	0	0.00
e-i								
e-ii								
	Sub Total(A)(2)	0	0	0	0.00	0.00	0	0.00
	Total Shareholding of Promoter and	31	7067325	7066425	41.72	41.72	0	0.00
(B)	Public shareholding							
1	Institutions							
(a)	Mutual Funds/UTI	0	0	0	0.00	0.00	0	0.00
(b)	Financial Institutions- Banks	0	0	0	0.00	0.00	0	0.00
(c)	Central Government/ State Government(s)	0	0	0	0.00	0.00	0	0.00
(d)	Venture Capital Funds	0	0	0	0.00	0.00	0	0.00
(e)	Insurance Companies	0	0	0	0.00	0.00	0	0.00
(f)	Foreign Institutional Investors	0	0	0	0.00	0.00	0	0.00
(g)	Foreign Venture Capital Investors	0	0	0	0.00	0.00	0	0.00
(h)	Qualified Foreign Investor	0	0	0	0.00	0.00	0	0.00
(i)	Any Other(Specify)	0	0	0	0.00	0.00	0	0.00
(e-ii)								
(e-iii)								
	Sub Total(B)(1)	0	0	0	0.00	0.00	0	0.00





A WHO GMP CERTIFIED & AN ISO 9001 COMPANY




Category code	Category of Shareholder	Number of Shareholders	Total number of shares	Number of shares held in dematerialized form	Total shareholding as a percentage of total number of shares		Shares Pledged or otherwise encumbered	
					As a percentage of (A+B) ¹	As a percentage of (A+B+C)	Number of shares	As a percentage
(I)	(II)	(III)	(IV)	(V)	(VI)	(VII)	(VIII)	(IX) = (VIII)/(IV)*100
B 2	Non-institutions							
(a)	Bodies Corporate	84	1928063	1926263	11.38	11.38	0	0.00
(b)	Individuals							
i	Individuals -i Individual shareholders holding nominal share capital up to Rs. 1 lakh	1401	1111394	952745	6.56	6.56	0	0.00
ii	Individual shareholders holding nominal share capital in excess of Rs. 1 lakh	73	6389436	6219936	37.72	37.72	0	0.00
(c)	Qualified Foreign Investor						0	0.00
(d)	Any Other (specify)	0	0	0	0.00	0.00	0	0.00
(d-i)	Clearing Members	14	24743	24743	0.15	0.15	0	0.00
(d-ii)	NRI	5	419439	419439	2.48	2.48	0	0.00
	Sub-Total (B)(2)	1577	9873075	9543126	58.28	58.28	0	0.00
(B)	Total Public Shareholding (B)= (B)(1)+(B)(2)	1577	9873075	9543126	58.28	58.28	0	0.00
	TOTAL (A)+(B)	1608	16940400	16609551	100.00	100.00	0	0.00
(C)	Shares held by Custodians and against which Depository Receipts have been issued							
1	Promoter and Promoter Group	0	0	0	0.00	0.00	0	0.00
2	Public	0	0	0	0.00	0.00	0	0.00
	Sub-Total (C)	0	0	0	0.00	0.00	0	0.00
	GRAND TOTAL (A)+(B)+(C)	1608	16940400	16609551	100.00	100.00	0	0.00





A WHO GMP CERTIFIED & AN ISO 9001 COMPANY



(l)(b) Statement showing holding of securities (including shares, warrants, convertible securities) of persons belonging to the category "Promoter and Promoter Group"

Sr. No.	Name of the shareholder	Details of Shares held		Encumbered shares (*)			Details of warrants		Details of convertible securities		Total shares (including underlying shares assuming full conversion of warrants and convertible securities) as a % of diluted share capital
		Number of shares held	As a % of grand total (A) + (B) + (C)	No.	As a percentage	As a % of grand total (A)+(B)+(C) of sub-clause (l)(a)	Number of warrants held	As a % total number of warrants of the same class	Number of convertible securities held	As a % total number of convertible securities of the same class	
(i)	(ii)	(iii)	(iv)	(v)	(vi)=(v)/(iii)*100	(vii)	(viii)	(ix)	(x)	(xi)	(xii)
1	VENKATA RAMA GADDAM	964600	5.69	0	0.00	0.00	0	0.00	0	0.00	5.69
2	VENKATA RAMANA GADDAM	948470	5.60	0	0.00	0.00	0	0.00	0	0.00	5.60
3	A PRABHAKAR RAJU	565500	3.34	0	0.00	0.00	0	0.00	0	0.00	3.34
4	SATYANARAYANA RAJU BHUPATH	547130	3.23	0	0.00	0.00	0	0.00	0	0.00	3.23
5	ALLURI MAITHILI	389175	2.30	0	0.00	0.00	0	0.00	0	0.00	2.30
6	ALLURI ANANTHA LAXMI	354022	2.09	0	0.00	0.00	0	0.00	0	0.00	2.09
7	A RANGA RAJU	351819	2.08	0	0.00	0.00	0	0.00	0	0.00	2.08
8	A SRINIVASA RAJU	334280	1.97	0	0.00	0.00	0	0.00	0	0.00	1.97
9	RAMAVATHI DATLA	282110	1.67	0	0.00	0.00	0	0.00	0	0.00	1.67
10	JAGANNADHA RAJU D	208790	1.23	0	0.00	0.00	0	0.00	0	0.00	1.23
11	SANKA VENKATA RATNAMMA	192389	1.14	0	0.00	0.00	0	0.00	0	0.00	1.14
12	SANKA SRINIVAS KUMAR	182100	1.07	0	0.00	0.00	0	0.00	0	0.00	1.07
13	SANKA MURALI KRISHNA MURTHY	179934	1.06	0	0.00	0.00	0	0.00	0	0.00	1.06
14	SANKA BALAJI VENKATESWARLU	175927	1.04	0	0.00	0.00	0	0.00	0	0.00	1.04
15	SANKA VENKATA SUJATHA	122800	0.72	0	0.00	0.00	0	0.00	0	0.00	0.72
16	SANKA SARATH KUMAR	120200	0.71	0	0.00	0.00	0	0.00	0	0.00	0.71
17	SANKA SRINIVASA KUMAR	111593	0.66	0	0.00	0.00	0	0.00	0	0.00	0.66
18	SANKA HEMA KUMARI	107700	0.64	0	0.00	0.00	0	0.00	0	0.00	0.64
19	SANKA VENKATA SUBBAMMA	101250	0.60	0	0.00	0.00	0	0.00	0	0.00	0.60
20	LAKSHMI SRAVANI DASARI	97500	0.58	0	0.00	0.00	0	0.00	0	0.00	0.58
21	SANKA NAGA JYOTHI	97500	0.58	0	0.00	0.00	0	0.00	0	0.00	0.58
22	SANKA SATYA PRAVEEN KUMAR	92500	0.55	0	0.00	0.00	0	0.00	0	0.00	0.55
23	SANKA MOHAN KRISHNA MURTHY	89016	0.53	0	0.00	0.00	0	0.00	0	0.00	0.53
24	SANKA TANDAV KRISHNA	85650	0.51	0	0.00	0.00	0	0.00	0	0.00	0.51
25	KRISHNA KARTHIK SANKA	85000	0.50	0	0.00	0.00	0	0.00	0	0.00	0.50
26	SANKA RAVI SANKAR	85000	0.50	0	0.00	0.00	0	0.00	0	0.00	0.50
27	GADDAM SRINIVASARAO	79680	0.47	0	0.00	0.00	0	0.00	0	0.00	0.47
28	GADDAM BALAJI	75680	0.45	0	0.00	0.00	0	0.00	0	0.00	0.45
29	SANKA RAJESHWARI	39110	0.23	0	0.00	0.00	0	0.00	0	0.00	0.23
30	MURALI KRISHNA MURTHY S	800	0.00	0	0.00	0.00	0	0.00	0	0.00	0.00
31	PANDARI KRISHNA MURTHY	100	0.00	0	0.00	0.00	0	0.00	0	0.00	0.00
	TOTAL	7667325	41.72	0	0.00	0.00	0	0.00	0	0.00	41.72

(*) The term "encumbrance" has the same meaning as assigned to it in regulation 28(3) of the SAST Regulations, 2011





A WHO GMP CERTIFIED & AN ISO 9001 COMPANY



l)(c)(i) Statement showing holding of securities (including shares, warrants, convertible securities) of persons belonging to the category "Public" and holding more than 1% of the total number of shares

Sr. No.	Name of the shareholder	Number of shares held	Shares as a percentage of total number of shares (i.e., Grand Total (A)+(B)+(C) indicated in Statement at para (l)(a) above)	Details of warrants		Details of convertible securities		Total shares (including underlying shares assuming full conversion of warrants and convertible securities) as a % of diluted share capital
				Number of warrants held	As a % total number of warrants of the same class	Number of convertible securities held	% w.r.t total number of convertible securities of the same class	
1	PROGRESSIVE SHARE BROKERS PRIVATE LIMIT	432954	2.56	0	0.00	0	0.00	2.56
2	NALLURI CHANDRASHEKARAN MURTHY	413939	2.44	0	0.00	0	0.00	2.44
3	SRINIDHI INFIN LIMITED	406756	2.40	0	0.00	0	0.00	2.40
4	LOHA COMMODITIES TRADING LIMITED	400532	2.36	0	0.00	0	0.00	2.36
5	RAJESH GAURISHANKAR PODDAR	350000	2.07	0	0.00	0	0.00	2.07
6	V VARAPRASADA RAO	268423	1.58	0	0.00	0	0.00	1.58
7	P KISHORE RAJU	266650	1.57	0	0.00	0	0.00	1.57
8	PENMETSA VENKATA KRISHNAM RAJU	264650	1.56	0	0.00	0	0.00	1.56
9	CHAKKA MADHUSUDHANA GUPTA	257000	1.52	0	0.00	0	0.00	1.52
10	VAMSI KRISHNA NARENDRULA	255000	1.51	0	0.00	0	0.00	1.51
11	GAMINI SOMA SUBBA LAKSHMI	204000	1.20	0	0.00	0	0.00	1.20
12	SUGGULA SRINIVASA RAO	204000	1.20	0	0.00	0	0.00	1.20
13	DASARI BHUVANESWARI	204000	1.20	0	0.00	0	0.00	1.20
14	VENKATA SRINIVASAMURTHY ADDAGALLA	204000	1.20	0	0.00	0	0.00	1.20
15	RAMAVATHI DATLA	200000	1.18	0	0.00	0	0.00	1.18
16	JAGANNADHA RAJU DATLA	200000	1.18	0	0.00	0	0.00	1.18
17	VENU MADHAV ADDAGALLA	190230	1.12	0	0.00	0	0.00	1.12
18	KAMAL GHANSHYAMBHAI WADIWALA (HUF)	184328	1.09	0	0.00	0	0.00	1.09
19	DASARI VENKATA PADMA SUJATHA	179000	1.06	0	0.00	0	0.00	1.06
20	A VASU DEVA MURTHY	179000	1.06	0	0.00	0	0.00	1.06
21	P RAMAKRISHNA	175500	1.04	0	0.00	0	0.00	1.04
22	MURALI MOHAN KANDULA	171836	1.01	0	0.00	0	0.00	1.01
	TOTAL	5611798	33.13	0	0	0	0	33.13





A WHO GMP CERTIFIED & AN ISO 9001 COMPANY



1)(c)(ii) Statement showing holding of securities (including shares, warrants, convertible securities) of persons (to PAC) belonging to the category "Public" and holding more than 5% of the total number of shares of the com

Sr. No	Name(s) of the shareholder(s) and the Persons Acting in Concert (PAC) with them	Number of shares	Shares as a percentage of total number of shares (i.e., Grand Total (A)+(B)+(C) indicated in Statement at para (I)(a) above)	Details of warrants		Details of convertible securities		Total shares (including underlying shares assuming full conversion of warrants and convertible securities) as a % of diluted share capital
				Number of warrants	As a % total number of warrants of the same class	Number of convertible securities held	% w.r.t total number of convertible securities of the same class	
1	Nil	0	0.00	0	0	0	0	0
TOTAL		0	0.00	0	0	0	0	0





A WHO GMP CERTIFIED & AN ISO 9001 COMPANY



(I)(d) Statement showing details of locked-in shares

Sr. No.	Name of the shareholder	Number of locked-in shares	Locked-in shares as a percentage of total number of shares (i.e., Grand Total (A)+(B)+(C) indicated in Statement at para (I)(a) above)
1	VENKATA RAMANA GADDAM	318750	1.88
2	VENKATA RAMA GADDAM	283050	1.67
3	SATYANARAYANA RAJU BHUPATHIRAJU	170722	1.01
4	RAMAVATHI DATLA	160778	0.95
5	A PRABHAKAR RAJU	154275	0.91
6	JAGANNADHA RAJU D	131198	0.77
7	ALLURI ANANTHA LAXMI	113794	0.67
8	ALLURI MAITHILI	113794	0.67
9	A RANGA RAJU	97346	0.57
10	A SRINIVASA RAJU	97346	0.57
11	CHAKKA MADHUSUDHANA GUPTA .	89250	0.53
12	V VARAPRASADA RAO	87210	0.51
13	SANKA HEMA KUMARI	85000	0.50
14	SANKA VENKATA SUBBAMMA	85000	0.50
15	KRISHNA KARTHIK SANKA .	85000	0.50
16	LAKSHMI SRAVANI DASARI .	85000	0.50
17	SANKA NAGA JYOTHI .	85000	0.50
18	SANKA SATYA PRAVEEN KUMAR .	85000	0.50
19	SANKA TANDAV KRISHNA	85000	0.50
20	SANKA RAVI SANKAR	85000	0.50
21	PENMETS SA VENKATA KRISHNAM RAJU	78413	0.46
22	P KISHORE RAJU	78413	0.46
23	VAMSI KRISHNA NARENDRULA	63750	0.38
24	VIMALA CHITTURI	63750	0.38
25	MURALI MOHAN KANDULA	62348	0.37
26	VIJAYALAKSHMI VISSAMSETTY	61200	0.36
27	DASARI VENKATA PADMA SUJATHA	51000	0.30
28	DASARI CHANDRASEKHAR	51000	0.30
29	DASARI LAKSHMI SIVA RAMAPRASAD	51000	0.30
30	SRINIVASA RAO TUNUGUNT LA	51000	0.30
31	PERLA SRIDHAR	51000	0.30
32	GAMINI SOMA SUBBA LAKSHMI	51000	0.30
33	SUGGULA SRINIVASA RAO	51000	0.30
34	A VASU DEVA MURTHY	51000	0.30
35	P RAMAKRISHNA	51000	0.30
36	DASARI SRI LAKSHMI	51000	0.30
37	VENKATA SRINIVASA RAO	51000	0.30
38	...	47337	0.28






A WHO GMP CERTIFIED & AN ISO 9001 COMPANY



Sr. No.	Name of the shareholder	Number of locked-in shares	Locked-in shares as a percentage of total number of shares (i.e., Grand Total (A)+(B)+(C) indicated in Statement at para (I)(a) above}
39	KOMMURI K N M GUPTA	41310	0.24
40	KOMMURI SANKARA GUPTHA	29325	0.17
41	VAITLASURYA BHASKAR CHOWDARY	24990	0.15
42	GADDAM BALAJI	21420	0.13
43	GADDAM SRINIVASARAO	21420	0.13
44	LAKSHMI KUMARI S	20400	0.12
45	HIMA BINDU NALLAPA REDDY	10646	0.06
46	JHANSI SANIVARAPU	10646	0.06
47	KRISHNA RAO POLISETTY	6375	0.04
48	VARALAKSHMI K	3187	0.02
49	BADE MAHITHA	3187	0.02
	TOTAL	3706850	21.88





A WHO GMP CERTIFIED & AN ISO 9001 COMPANY



(II)(a) Statement showing details of Depository Receipts (DRs)

Sr. No.	Type of outstanding DR (ADRs, GDRs, SDRs, etc.)	Number of outstanding DRs	Number of shares underlying outstanding DRs	Shares underlying outstanding DRs as a percentage of total number of shares (i.e., Grand Total (A)+(B)+(C) indicated in Statement at para (I)(a) above}
1	NIL	0	0	0.00
	TOTAL	0	0	0.00





A WHO GMP CERTIFIED & AN ISO 9001 COMPANY



(II)(b) Statement showing holding of Depository Receipts (DRs), where underlying shares held by "promoter/promoter group" are in excess of 1% of the total number of shares

Sr. No.	Name of the DR Holder	Type of outstanding DR (ADRs, GDRs, SDRs, etc.)	Number of shares underlying outstanding DRs	Shares underlying outstanding DRs as a percentage of total number of shares (i.e., Grand Total (A)+(B)+(C) indicated in Statement at para (I)(a) above)
1	NIL	0	0	0.00
	TOTAL	0	0	0.00

